



HAL
open science

Minimum entropy unsupervised aircraft trajectories clustering: theory and implementation

Florence Nicol, Stéphane Puechmorel

► **To cite this version:**

Florence Nicol, Stéphane Puechmorel. Minimum entropy unsupervised aircraft trajectories clustering: theory and implementation. *International Journal On Advances in Software*, 2016, 9 (3-4). hal-01367593

HAL Id: hal-01367593

<https://enac.hal.science/hal-01367593v1>

Submitted on 16 Sep 2016

HAL is a multi-disciplinary open access archive for the deposit and dissemination of scientific research documents, whether they are published or not. The documents may come from teaching and research institutions in France or abroad, or from public or private research centers.

L'archive ouverte pluridisciplinaire **HAL**, est destinée au dépôt et à la diffusion de documents scientifiques de niveau recherche, publiés ou non, émanant des établissements d'enseignement et de recherche français ou étrangers, des laboratoires publics ou privés.

Minimum entropy unsupervised aircraft trajectories clustering: theory and implementation

Florence Nicol

Université Fédérale de Toulouse
Ecole Nationale de l'Aviation Civile
F-31055 Toulouse FRANCE
Email: florence.nicol@enac.fr

Stéphane Puechmorel

Université Fédérale de Toulouse
Ecole Nationale de l'Aviation Civile
F-31055 Toulouse FRANCE
Email: stephane.puechmorel@enac.fr

Abstract—Clustering is a common operation in statistics. When data considered are functional in nature, like curves, dedicated algorithms exist, mostly based on truncated expansions on Hilbert basis. When additional constraints are put on the curves, like in applications related to air traffic where operational considerations are to be taken into account, usual procedures are no longer applicable. A new approach based on entropy minimization and Lie group modeling is presented here, yielding an efficient unsupervised algorithm suitable for automated traffic analysis. It outputs cluster centroids with low curvature, making it a valuable tool in airspace design applications or route planning.

Keywords—curve clustering; probability distribution estimation; functional statistics; minimum entropy; air traffic management.

I. INTRODUCTION

Clustering aircraft trajectories is an important problem in Air Traffic Management (ATM). It is a central question in the design of procedures at take-off and landing, the so called sid-star (Standard Instrument Departure and Standard Terminal Arrival Routes). In such a case, one wants to minimize the noise and pollutants exposure of nearby residents while ensuring runway efficiency in terms of the number of aircraft managed per time unit.

The same question arises with cruising aircraft, this time the mean flight path in each cluster being used to optimally design the airspace elements (sectors and airways). This information is also crucial in the context of future air traffic management systems where reference trajectories will be negotiated in advance so as to reduce congestion. A special instance of this problem is the automatic generation of safe and efficient trajectories, but in such a way that the resulting flight paths are still manageable by human operators. Clustering is a key component for such tools: major traffic flows must be organized in such a way that the overall pattern is not too far from the current organization, with aircraft flying along airways. The classification algorithm has thus not only to cluster similar trajectories but at the same time makes them as close as possible to operational trajectories. In particular, straightness of the flight segments must be enforced, along with a global structure close to a graph with nodes corresponding to merging/splitting points and edges the airways. Moreover, the clustering procedure has to deal with trajectories that are very similar in shape but are oriented in opposite directions. These flight paths should be sufficiently separate in order to prevent

hazardous encounters. A Lie group modeling is proposed to take into account the direction and the position of the aircraft trajectories.

In the next two sections, previous related works and the motivation for dealing with curve systems are presented. Then, the notion of entropy of a curve system is introduced. In section V, the modeling of trajectories with a Lie group approach is presented. Sections VI and VII will show how to estimate Lie group densities and to cluster curves in this new setting. In section VIII, a discussion on fast implementation and algorithms is detailed. Finally, results on synthetic examples are briefly given and a conclusion is drawn.

II. PREVIOUS RELATED WORK

Several well established algorithms may be used for performing clustering on a set of trajectories, although only a few of them were eventually applied in the context of air traffic. The spectral approach relies on trajectories modeling as vectors of samples in a high dimensional space, and uses random projections as a mean of reducing the dimensionality. The huge computational cost of the required singular values decomposition is thus alleviated, allowing use on real recorded traffic over several months. It was applied in a study conducted by the Mitre corporation on behalf of the Federal Aviation Authority (FAA) [1]. The most important limitation of this approach is that the shape of the trajectories is not taken into account when applying the clustering procedure unless a resampling procedure based on arclength is applied: changing the time parametrization of the flight paths will induce a change in the classification. Furthermore, there is no mean to put a constraint on the mean trajectory produced in each cluster: curvature may be quite arbitrary even if samples individually comply with flight dynamics.

Another approach is taken in [2], with an explicit use of an underlying graph structure. It is well adapted to road traffic as vehicles are bound to follow predetermined segments. A spatial segment density is computed then used to gather trajectories sharing common parts. For air traffic applications, it may be of interest for investigating present situations, using the airways and beacons as a structure graph, but will misclassify aircraft following direct routes which is quite a common situation, and is unable to work on an unknown airspace organization. This point is very important in applications since trajectory

datamining tools are mainly used in airspace redesign. A similar approach is taken in [3] with a different measure of similarity. It has to be noted that many graph-based algorithms are derived from the original work presented in [4], and exhibit the aforementioned drawbacks for air traffic analysis applications.

An interesting vector field based algorithm is presented in [5]. A salient feature is the ability to distinguish between close trajectories with opposite orientations. Nevertheless, putting constraints on the geometry of the mean path in a cluster is quite awkward, making the method unsuitable for our application.

Due to the functional nature of trajectories, that are basically mappings defined on a time interval, it seems more appropriate to resort to techniques based on times series as surveyed in [6], [7], or functional data statistics, with standard references [8], [9]. In both approaches, a distance between pairs of trajectories or, in a weaker form, a measure of similarity must be available. The algorithms of the first category are based on sequences, possibly in conjunction with dynamic time warping [10], while in functional data analysis, samples are assumed to come from an unknown underlying function belonging to a given Hilbert space. However, it has to be noticed that apart from this last assumption, both approaches yield similar end algorithms, since functional data revert for implementation to usual finite dimensional vectors of expansion coefficients on a suitable truncated basis. For the same reason, model-based clustering may be used in the context of functional data even if no notion of probability density exists in the original infinite dimensional Hilbert space as mentioned in [11]. A nice example of a model-based approach working on functional data is funHDDC [12].

III. DEALING WITH CURVE SYSTEMS: A PARADIGM CHANGE

When working with aircraft trajectories, some specific characteristics must be taken into account. First of all, flight paths consist mainly of straight segments connected by arcs of circles, with transitions that may be assumed smooth up to at least the second derivative. This last property comes from the fact that pilot's actions result in changes on aerodynamic forces and torques and a straightforward application of the equations of motion. When dealing with sampled trajectories, this induces a huge level of redundancy within the data, the relevant information being concentrated around the transitions. Second, flight paths must be modeled as functions from a time interval $[a, b]$ to \mathbb{R}^3 which is not the usual setting for functional data statistics: most of the work is dedicated to real valued mappings and not vector ones. A simple approach will be to assume independence between coordinates, so that the problem falls within the standard case. However, even with this simplifying hypothesis, vertical dimension must be treated in a special way as both the separation norms and the aircraft maneuverability are different from those in the horizontal plane.

Finally, being able to cope with the initial requirement of compliance with the current airspace structure in airways is not addressed by general algorithms. In the present work, a new kind of functional unsupervised classifier is introduced, that has in common with graph-based algorithms an estimation of traffic density but works in a continuous setting.

For operational applications, a major benefit is the automatic building of a route-like structure that may be used to infer new airspace designs. Furthermore, smoothness of the mean cluster trajectory, especially low curvature, is guaranteed by design. Such a feature is unique among existing clustering procedures. Finally, our Lie group approach makes easy the separation between neighboring flows oriented in opposite directions. Once again, it is mandatory in air traffic analysis where such a situation is common.

IV. THE ENTROPY OF A SYSTEM OF CURVES

Considering trajectories as mappings $\gamma: [t_0, t_1] \rightarrow \mathbb{R}^3$ induces a notion of spatial density as presented in [13]. Assuming that after a suitable registration process all flight paths $\gamma_i, i = 1, \dots, N$, are defined on the same time interval $[0, 1]$ to Ω a domain of \mathbb{R}^3 , one can compute an entropy associated with the system of curves using the approach presented in [14]. Let a system of curves $\gamma_1, \dots, \gamma_N$ be given, its entropy is defined to be:

$$E(\gamma_1, \dots, \gamma_N) = - \int_{\Omega} \tilde{d}(x) \log(\tilde{d}(x)) dx,$$

where the spatial density \tilde{d} is computed according to:

$$\tilde{d}: x \mapsto \frac{\sum_{i=1}^N \int_0^1 K(\|x - \gamma_i(t)\|) \|\gamma_i'(t)\| dt}{\sum_{i=1}^N l_i}. \quad (1)$$

In the last expression, l_i is the length of the curve γ_i and K is a kernel function similar to those used in nonparametric estimation. A standard choice is the Epanechnikov kernel:

$$K: x \mapsto C (1 - x^2) 1_{[-1,1]}(x),$$

with a normalizing constant C chosen so as to have a unit integral of K on Ω . In multivariate density estimation, a common practice is to build a multivariate kernel function by means of an univariate kernel K composed with a norm, denoted by $\|\cdot\|$. The resulting mapping, $x \mapsto K(\|x\|)$ enjoys some important properties:

- Translation invariance;
- Rotational symmetry.

In the section on implementation, the translation invariance will be used to cut the computational cost of kernel evaluation.

Since the entropy is minimal for concentrated distributions, it is quite intuitive to figure out that seeking for a curve system $(\gamma_1, \dots, \gamma_N)$ giving a minimum value for $E(\gamma_1, \dots, \gamma_N)$ will induce the following properties:

- The images of the curves tend to get close one to another.
- The individual lengths will be minimized: it is a direct consequence of the fact that the density has a term in γ' within the integral that will favor short trajectories.

Using a standard gradient descent algorithm on the entropy produces an optimally concentrated curve system, suitable for use as a basis for a route network. Figure 2 illustrates this effect on an initial situation given in Figure 1. A conflicting set of trajectories are converging to a single point, following an initial flight plan. First, an automated planner has proposed a solution by generating a set of safe trajectories that are relatively complex and may fail to be manageable by air traffic

controllers. In Figure 2, the minimization entropy criterion has deformed the proposed flight paths and produced straighten trajectories with route-like behavior. The median of the initial and the final flows are represented in Figure 1 and 2.

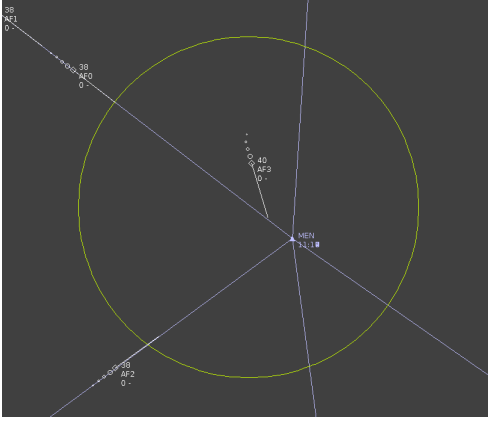


Figure 1. Initial flight plan.

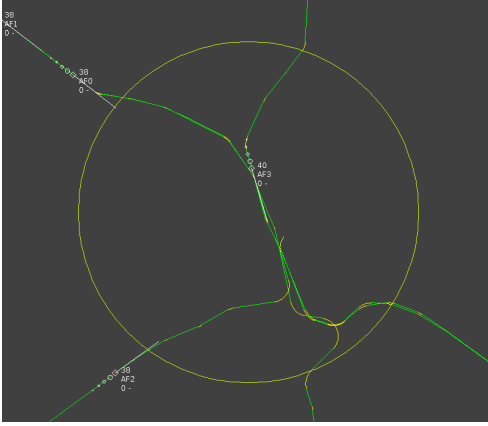


Figure 2. Entropy minimal curve system from the initial flight plan.

The displacement field for trajectory j is oriented at each point along the normal vector to the trajectory, with norm given by:

$$\int_{\Omega} \frac{\gamma_j(t) - x}{\|\gamma_j(t) - x\|} \Big|_{\mathcal{N}} K'(\|\gamma_j(t) - x\|) \log(\tilde{d}(x)) dx \|\gamma_j'(t)\| \quad (2)$$

$$- \left(\int_{\Omega} K(\|\gamma_j(t) - x\|) \log(\tilde{d}(x)) dx \right) \frac{\gamma_j''(t)}{\|\gamma_j'(t)\|} \Big|_{\mathcal{N}} \quad (3)$$

$$+ \left(\int_{\Omega} \tilde{d}(x) \log(\tilde{d}(x)) dx \right) \frac{\gamma_j''(t)}{\|\gamma_j'(t)\|} \Big|_{\mathcal{N}}, \quad (4)$$

where the notation $v|_{\mathcal{N}}$ stands for the projection of the vector v onto the normal vector to the trajectory. An overall scaling constant of:

$$\frac{1}{\sum_{i=1}^N l_i},$$

where l_i is the length of trajectory i , has to be put in front of the expression to get the true gradient of the entropy. In practice,

it is not needed since algorithms will adjust the size of the step taken in the gradient direction. Another formulation using the scaled arclength in the entropy can be found in [15]. While being equivalent to the one presented above, since it relies on a reparametrization, only the term related to the kernel gradient remains in the final expression. As a consequence, there is no need to project moves onto the normal to the curves. However, it introduces a constraint that must be taken into account in numerical implementations. So far, the principle retained is to resample the curves after the update so as to ensure that the defining property (constant velocity) of the arclength is preserved.

V. A LIE GROUP MODELING

While satisfactory in terms of traffic flows, the previous approach suffers from a severe flaw when one considers flight paths that are very similar in shape but are oriented in opposite directions. Since the density is insensitive to direction reversal, flight paths will tend to aggregate while the correct behavior will be to ensure a sufficient separation in order to prevent hazardous encounters. Taking aircraft headings into account in the clustering process is then mandatory when such situations have to be considered.

This issue can be addressed by adding a penalty term to neighboring trajectories with different headings but the important theoretical property of entropy minimization will be lost in the process. A more satisfactory approach will be to take heading information directly into account and to introduce a notion of density based on position and velocity.

Since the aircraft dynamics is governed by a second order equation of motion of the form:

$$\begin{pmatrix} \gamma'(t) \\ \gamma''(t) \end{pmatrix} = F \left(t; \begin{pmatrix} \gamma(t) \\ \gamma'(t) \end{pmatrix} \right),$$

it is natural to take as state vector:

$$\begin{pmatrix} \gamma(t) \\ \gamma'(t) \end{pmatrix}.$$

The initial state is chosen here to be:

$$\begin{pmatrix} 0_d \\ e_1 \end{pmatrix},$$

with e_1 the first basis vector, and 0_d the origin in \mathbb{R}^d . It is equivalent to model the state as a linear transformation:

$$0_d \otimes e_1 \mapsto T(t) \otimes A(t)(0_d \otimes e_1) = \gamma(t) \otimes \gamma'(t),$$

where $T(t)$ is the translation mapping 0_d to $\gamma(t)$ and $A(t)$ is the composite of a scaling and a rotation mapping e_1 to $\gamma'(t)$. Considering the vector $(\gamma(t), 1)$ instead of $\gamma(t)$ allows a matrix representation of the translation $T(t)$:

$$\begin{pmatrix} \gamma(t) \\ 1 \end{pmatrix} = \begin{pmatrix} Id & \gamma(t) \\ 0 & 1 \end{pmatrix} \begin{pmatrix} 0_d \\ 1 \end{pmatrix}.$$

From now, all points will be implicitly considered as having an extra last coordinate with value 1, so that translations are expressed using matrices. The origin 0_d will thus stand for the vector $(0, \dots, 0, 1)$ in \mathbb{R}^{d+1} . Gathering things yields:

$$\begin{pmatrix} \gamma(t) \\ \gamma'(t) \end{pmatrix} = \begin{pmatrix} T(t) & 0 \\ 0 & A(t) \end{pmatrix} \begin{pmatrix} 0_d \\ e_1 \end{pmatrix}. \quad (5)$$

The previous expression makes it possible to represent a trajectory as a mapping from a time interval to the matrix Lie group $\mathcal{G} = \mathbb{R}^d \times \Sigma \times S\mathbb{O}(d)$, where Σ is the group of multiples of the identity, $S\mathbb{O}(d)$ the group of rotations and \mathbb{R}^d the group of translations. Please note that all the products are direct. The $A(t)$ term in the expression (5) can be written as an element of $\Sigma \otimes S\mathbb{O}(d)$. Starting with the defining property $A(t)e_1 = \gamma'(t)$, one can write $A(t) = \|\gamma'(t)\|U(t)$ with $U(t)$ a rotation mapping $e_1 \in \mathbb{S}^{d-1}$ to the unit vector $\gamma'(t)/\|\gamma'(t)\| \in \mathbb{S}^{d-1}$. For arbitrary dimension d , $U(t)$ is not uniquely defined, as it can be written as a rotation in the plane $\mathcal{P} = \text{span}(e_1, \gamma'(t))$ and a rotation in its orthogonal complement \mathcal{P}^\perp . A common choice is to let $U(t)$ be the identity in \mathcal{P}^\perp which corresponds in fact to a move along a geodesic (great circle) in \mathbb{S}^{d-1} . This will be assumed implicitly in the sequel, so that the representation $A(t) = \Lambda(t)U(t)$ with $\Lambda(t) = \|\gamma'(t)\|\text{Id}$ becomes unique.

The Lie algebra \mathfrak{g} of \mathcal{G} is easily seen to be $\mathbb{R}^d \times \mathbb{R} \times \text{Asym}(d)$ with $\text{Asym}(d)$ is the space of skew-symmetric $d \times d$ matrices. An element from \mathfrak{g} is a triple (u, λ, A) with an associated matrix form:

$$M(u, \lambda, A) = \left(\begin{array}{c|c} \begin{array}{c} 0 & u \\ 0 & 0 \end{array} & 0 \\ \hline 0 & \lambda \text{Id} + A \end{array} \right). \quad (6)$$

The exponential mapping from \mathfrak{g} to \mathcal{G} can be obtained in a straightforward manner using the usual matrix exponential:

$$\exp((u, \lambda, A)) = \exp(M(u, \lambda, A)).$$

The matrix representation of \mathfrak{g} may be used to derive a metric:

$$\langle (u, \lambda, A), (v, \mu, B) \rangle_{\mathfrak{g}} = \text{Tr} \left(M(u, \lambda, A)^t M(v, \mu, B) \right).$$

Using routine matrix computations and the fact that A, B being skew-symmetric have vanishing trace, it can be expressed as:

$$\langle (u, \lambda, A), (v, \mu, B) \rangle_{\mathfrak{g}} = n\lambda\mu + \langle u, v \rangle + \text{Tr} \left(A^t B \right). \quad (7)$$

A left invariant metric on the tangent space $T_g\mathcal{G}$ at $g \in \mathcal{G}$ is derived from (7) as:

$$\langle\langle X, Y \rangle\rangle_g = \langle g^{-1}X, g^{-1}Y \rangle_{\mathfrak{g}},$$

with $X, Y \in T_g\mathcal{G}$. Please note that \mathcal{G} is a matrix group acting linearly so that the mapping g^{-1} is well defined from $T_g\mathcal{G}$ to \mathfrak{g} . Using the fact that the metric (7) splits, one can check that geodesics in the group are given by straight segments in \mathfrak{g} : if g_1, g_2 are two elements from \mathcal{G} , then the geodesic connecting them is:

$$t \in [0, 1] \mapsto g_1 \exp(t \log(g_1^{-1}g_2)),$$

where \log is a determination of the matrix logarithm. Finally, the geodesic length is used to compute the distance $d(g_1, g_2)$ between two elements g_1, g_2 in \mathcal{G} . Assuming that the translation parts of g_1, g_2 are respectively u_1, u_2 , the rotations U_1, U_2 and the scalings $\exp(\lambda_1), \exp(\lambda_2)$ then:

$$d(g_1, g_2)^2 = (\lambda_1 - \lambda_2)^2 + \quad (8)$$

$$\text{Tr} \left(\log(U_1^t U_2) \log(U_1^t U_2)^t \right) + \|u_1 - u_2\|^2. \quad (9)$$

An important point to note is that the scaling part of an element $g \in \mathcal{G}$ will contribute to the distance by its logarithm.

Based on the above derivation, a flight path γ with state vector $(\gamma(t), \gamma'(t))$ will be modeled in the sequel as a curve with values in the Lie group \mathcal{G} :

$$\Gamma: t \in [0, 1] \mapsto \Gamma(t) \in \mathcal{G},$$

with:

$$\Gamma(t) \cdot (0_d, e_1) = (\gamma(t), \gamma'(t)).$$

In order to make the Lie group representation amenable to statistical thinking, we need to define probability densities on the translation, scaling and rotation components that are invariant under the action of the corresponding factor of \mathcal{G} .

VI. NONPARAMETRIC ESTIMATION ON \mathcal{G}

Since the translation factor in \mathcal{G} is the additive group \mathbb{R}^d , a standard nonparametric kernel estimator can be used. It turns out that it is equivalent to the spatial density estimate of (1), so that no extra work is needed for this component. As for the rotation component, a standard parametrization is obtained recursively starting with the image of the canonical basis of \mathbb{R}^d under the rotation. If R is an arbitrary rotation and e_1, \dots, e_d is the canonical basis, there is a unique rotation R_{e_1} mapping e_1 to Re_1 and fixing e_2, \dots, e_d . It can be represented by the point $Re_1 = r_1$ on the sphere \mathbb{S}^{d-1} . Proceeding the same way for Re_2, \dots, Re_d , it is finally possible to completely parametrized R by a $(d-1)$ -uple (r_1, \dots, r_{d-1}) where $r_i \in \mathbb{S}^{i-1}$, $i = 1, \dots, d$. Finding a rotation invariant distribution amounts thus to construct such a distribution on the sphere.

In directional statistics, when we consider the spherical polar coordinates of a random unit vector $u \in \mathbb{S}^{d-1}$, we deal with spherical data (also called circular data or directional data) distributed on the unit sphere. For $d = 3$, a unit vector may be described by means of two random variables θ and φ which respectively represent the co-latitude (the zenith angle) and the longitude (the azimuth angle) of the points on the sphere. Nonparametric procedures, such as the kernel density estimation methods are sometimes convenient to estimate the probability distribution function (p.d.f.) of such kind of data but they require an appropriate choice of kernel functions.

Let X_1, \dots, X_n be a sequence of random vectors taking values in \mathbb{R}^d . The density function f of a random d -vector may be estimated by the kernel density estimator [16] as follows:

$$\hat{f}(x) = \frac{1}{n} \sum_{i=1}^n \mathcal{K}_H(x - X_i), \quad x \in \mathbb{R}^d,$$

where $\mathcal{K}_H(x) = |H|^{-1} \mathcal{K}(H^{-1}x)$, \mathcal{K} denotes a multivariate kernel function and H represents a d -dimensional smoothing matrix, called bandwidth matrix. The kernel function \mathcal{K} is a d -dimensional p.d.f. such as the standard multivariate Gaussian density $\mathcal{K}(x) = (2\pi)^{d/2} \exp(-\frac{1}{2}x^T x)$ or the multivariate Epanechnikov kernel. The resulting estimation will be the sum of ‘‘bumps’’ above each observation, the observations closed to x giving more important weights to the density estimate. The kernel function \mathcal{K} determines the form of the bumps whereas the bandwidth matrix H determines their width and their orientation. Thereby, bandwidth matrices can be used to adjust for correlation between the components of the data. Usually, an equal bandwidth h in all dimensions is chosen,

corresponding to $H = hId$ where Id denotes the $d \times d$ identity matrix. The kernel density estimator then becomes:

$$\hat{f}(x) = \frac{1}{nh^d} \sum_{i=1}^n \mathcal{K}(h^{-1}(x - X_i)), \quad x \in \mathbb{R}^d.$$

In certain cases when the spread of data is different in each coordinate direction, it may be more appropriate to use different bandwidths in each dimension. The bandwidth matrix H is given by the diagonal matrix in which the diagonal entries are the bandwidths h_1, \dots, h_d .

In directional statistics, a kernel density estimate on \mathbb{S}^{d-1} is given by adopting appropriate circular symmetric kernel functions such as von Mises-Fisher, wrapped Gaussian and wrapped Cauchy distributions. A commonly used choice is the von Mises-Fisher (vMF) distribution on \mathbb{S}^{d-1} which is denoted $\mathcal{M}(m, \kappa)$ and given by the following density expression [17]:

$$K_{VMF}(x; m, \kappa) = c_d(\kappa) e^{\kappa m^T x}, \quad \kappa > 0, \quad x \in \mathbb{S}^{d-1}, \quad (10)$$

where

$$c_d(\kappa) = \frac{\kappa^{d/2-1}}{(2\pi)^{d/2} I_{d/2-1}(\kappa)} \quad (11)$$

is a normalizing constant with $I_r(\kappa)$ denoting the modified Bessel function of the first kind at order r . The vMF kernel function is an unimodal p.d.f. parametrized by the unit mean-direction vector μ and the concentration parameter κ that controls the concentration of the distribution around the mean-direction vector. The vMF distribution may be expressed by means of the spherical polar coordinates of $x \in \mathbb{S}^{d-1}$ [18].

Given the random vectors $X_i, i = 1, \dots, n$, in \mathbb{S}^{d-1} , the estimator of the spherical distribution is given by:

$$\begin{aligned} \hat{f}(x) &= \frac{1}{n} \sum_{i=1}^n K_{VMF}(x; X_i, \kappa) \\ &= \frac{c_d(\kappa)}{n} \sum_{i=1}^n e^{\kappa X_i^T x}, \quad \kappa > 0, \quad x \in \mathbb{S}^{d-1}. \end{aligned}$$

Please, note that the quantity $x - X_i$ which appears in the linear kernel density estimator is replaced by $X_i^T x$ which is the cosine of the angles between x and X_i , so that more important weights are given on observations close to x on the sphere. The concentration parameter κ is a smoothing parameter that plays the role of the inverse of the bandwidth parameter as defined in the linear kernel density estimation. Large values of κ imply greater concentration around the mean direction and lead to undersmoothed estimators whereas small values provide oversmoothed circular densities [19]. Indeed, if $\kappa = 0$, the vMF kernel function reduces to the uniform circular distribution on the hypersphere. Note that the vMF kernel function is convenient when the data is rotationally symmetric.

The vMF kernel function is a convenient choice for our problem because this p.d.f. is invariant under the action on the sphere of the rotation component of the Lie group \mathcal{G} . Moreover, this distribution has properties analogous to those of multivariate Gaussian distribution and is the limiting case of a limit central theorem for directional statistics. Other multidimensional distributions might be envisaged, such as the bivariate von Mises, the Bingham or the Kent distributions [17]. However, the bivariate von Mises distribution being a

product kernel of two univariate von Mises kernels, this is more appropriate for modeling density distributions on the torus and not on the sphere. The Bingham distribution is bimodal and satisfies the antipodal symmetry property $K(x) = K(-x)$. This kernel function is used for estimating the density of axial data and is not appropriate for our clustering approach. Finally, the Kent distribution is a generalization of the vMF distribution, which is used when we want to take into account of the spread of data. However, the rotation-invariance property of the vMF distribution is lost.

As for the scaling component of \mathcal{G} , the usual kernel functions such as the Gaussian and the Epanechnikov kernel functions are not suitable for estimating the radial distribution of a random vector in \mathbb{R}^d . When distributions are defined over a positive support (here in the case of non-negative data), these kernel functions cause a bias in the boundary regions because they give weights outside the support. An asymmetrical kernel function on \mathbb{R}^+ such as the log-normal kernel function is a more convenient choice. Moreover, this p.d.f. is invariant by change of scale. Let R_1, \dots, R_n be univariate random variables from a p.d.f. which has bounded support on $[0; +\infty[$. The radial density estimator may be defined by means of a sum of log-normal kernel functions as follows:

$$\hat{g}(r) = \frac{1}{n} \sum_{i=1}^n K_{LN}(r; \ln R_i, h), \quad r \geq 0, \quad h > 0,$$

where

$$K_{LN}(x; \mu, \sigma) = \frac{1}{\sqrt{2\pi\sigma x}} e^{-\frac{(\ln x - \mu)^2}{2\sigma^2}}$$

is the log-normal kernel function and h is the bandwidth parameter. The resulting estimate is the sum of bumps defined by log-normal kernels with medians R_i and variances $(e^{h^2} - 1)e^{h^2} R_i^2$. Note that the log-normal (asymmetric) kernel density estimation is similar to the kernel density estimation based on a log-transformation of the data with the Gaussian kernel function. Although the scale-change component of \mathcal{G} is the multiplicative group \mathbb{R}^+ , we can use the standard Gaussian kernel estimator and the metric on \mathbb{R} .

VII. UNSUPERVISED ENTROPY CLUSTERING

The first thing to be considered is the extension of the entropy definition to curve systems with values in \mathcal{G} . Starting with expression from (1), the most important point is the choice of the kernel involved in the computation. As the group \mathcal{G} is a direct product, choosing $K = K_t \cdot K_s \cdot K_o$ with K_t, K_s, K_o functions on respectively the translation, scaling and rotation part will yield a \mathcal{G} -invariant kernel provided the K_t, K_s, K_o are invariant on their respective components. Since the translation part of \mathcal{G} is modeled after \mathbb{R}^d , the Epanechnikov kernel is a suitable choice. As for the scaling and rotation, the choice made follows the conclusion of section VI: a log-normal kernel and a von-Mises one will be used respectively. Finally, the term $\|\gamma'(t)\|$ in the original expression of the density, that is required to ensure invariance under re-parametrization of the curve, has to be changed according to the metric in \mathcal{G} and is replaced by $\langle\langle \gamma'(t), \gamma'(t) \rangle\rangle_{\gamma(t)}^{1/2}$. The density at $x \in \mathcal{G}$ is thus:

$$d_{\mathcal{G}}(x) = \frac{\sum_{i=1}^N \int_0^1 K(x, \gamma_i(t)) \langle\langle \gamma'_i(t), \gamma'_i(t) \rangle\rangle_{\gamma_i(t)}^{1/2} dt}{\sum_{i=1}^N l_i} \quad (12)$$

where l_i is the length of the curve in \mathcal{G} , that is:

$$l_i = \int_0^1 \langle \gamma'_i(t), \gamma'_i(t) \rangle_{\gamma_i(t)}^{1/2} dt. \quad (13)$$

The expression of the kernel evaluation $K(x, \gamma_i(t))$ is split into three terms. In order to ease the writing, a point x in \mathcal{G} will be split into x^t, x^s, x^o components where the exponent r, s, t stands respectively for translation, scaling and rotation. Given the fact that K is a product of component-wise independent kernels it comes:

$$K(x, \gamma_i(t)) = K_t(x^t, \gamma_i^t(t)) K_s(x^s, \gamma_i^s(t)) K_o(x^o, \gamma_i^o(t))$$

where:

$$K_t(x^t, \gamma_i^t(t)) = \frac{2}{\pi} \mathbf{ep}(\|x^t - \gamma_i^t(t)\|) \quad (14)$$

$$K_s(x^s, \gamma_i^s(t)) = \frac{1}{x^s \sigma \sqrt{2\pi}} \exp\left(-\frac{(\log x^s - \log \gamma_i^s(t))^2}{2\sigma^2}\right) \quad (15)$$

$$K_o(x^o, \gamma_i^o(t)) = C(\kappa) \exp(\kappa \mathbf{Tr}(x^{oT} \gamma_i^o(t))) \quad (16)$$

with $\mathbf{ep}: x \in \mathbb{R}^+ \mapsto (1 - x^2)1_{[0,1]}(x)$ and $C(\kappa)$ the normalizing constant making the kernel of unit integral. Please note that the expression given here is valid for arbitrary rotations, but for the application targeted by the work presented here, it boils down to a standard von-Mises distributions on \mathbb{S}^{d-1} :

$$K_o(x^o, \gamma_i^o(t)) = C(\kappa) \exp(\kappa x^{oT} \gamma_i^o(t))$$

with normalizing constant as given in (11). In the general case, it is also possible, writing the rotation as a sequence of moves on spheres $\mathbb{S}^{d-1}, \mathbb{S}^{d-2}, \dots$ and the distribution as a product of von-Mises on each of them, to have a vector of parameters κ : it is the approach taken in [20] and it may be applied verbatim here if needed.

The entropy of the system of curves is obtained from the density in \mathcal{G} :

$$E(d_{\mathcal{G}}) = - \int_{\mathcal{G}} d_{\mathcal{G}}(x) \log d_{\mathcal{G}}(x) d\mu_{\mathcal{G}}(x) \quad (17)$$

with $d\mu_{\mathcal{G}}$ the left Haar measure. Using again the fact that \mathcal{G} is a direct product group, $d\mu$ is easily seen to be a product measure, with dx^t , the usual Lebesgue measure on the translation part, dx^s/x^s on the scaling part and dx^o on \mathbb{S}^{d-1} for the rotation part. It turns out that the $1/x^s$ term in the expression of dx^s/x^s is already taken into account in the kernel definition, due to the fact that it is expressed in logarithmic coordinates. The same is true for the von-Mises kernel, so that in the sequel only the (product) Lebesgue measure will appear in the integrals.

Finding the system of curves with minimum entropy requires a displacement field computation as detailed in [14]. For each curve γ_i , such a field is a mapping $\eta_i: [0, 1] \rightarrow T\mathcal{G}$ where at each $t \in [0, 1]$, $\eta_i(t) \in T\mathcal{G}_{\gamma_i(t)}$. Compare to the original situation where only spatial density was considered, the computation must now be conducted in the tangent space to \mathcal{G} . Even for small problems, the effort needed becomes prohibitive. The structure of the kernel involved in the density can help in cutting the overall computations needed. Since it is a product, and the translation part is compactly supported, being an Epanechnikov kernel, one can restrict the evaluation

to points belonging to its support. Density computation will thus be made only in tubes around the trajectories.

Second, for the target application that is to cluster the flight paths into a route network and is of pure spatial nature, there is no point in updating the rotation and scaling part when performing the moves: only the translation part must change, the other two being computed from the trajectory. The initial optimization problem in \mathcal{G} may thus be greatly simplified.

Let ϵ be an admissible variation of curve γ_i , that is a smooth mapping from $[0, 1]$ to $T\mathcal{G}$ with $\epsilon(t) \in T_{\gamma_i(t)}\mathcal{G}$ and $\epsilon(0) = \epsilon(1) = 0$. We assume furthermore that ϵ has only a translation component. The derivative of the entropy $E(d_{\mathcal{G}})$ with respect to the curve γ_i is obtained from the first order term when γ_i is replaced by $\gamma_i + \epsilon$. First of all, it has to be noted that $d_{\mathcal{G}}$ is a density and thus has unit integral regardless of the curve system. When computing the derivative of $E(d_{\mathcal{G}})$, the term

$$- \int_{\mathcal{G}} d_{\mathcal{G}}(x) \frac{\partial_{\gamma_i} d_{\mathcal{G}}(x)}{d_{\mathcal{G}}(x)} d\mu_{\mathcal{G}}(x) = - \int_{\mathcal{G}} \partial_{\gamma_i} d_{\mathcal{G}}(x) d\mu_{\mathcal{G}}(x)$$

will thus vanish. It remains:

$$- \int_{\mathcal{G}} \partial_{\gamma_i} d_{\mathcal{G}}(x) \log d_{\mathcal{G}}(x) d\mu_{\mathcal{G}}(x).$$

The density $d_{\mathcal{G}}$ is a sum on the curves, and only the i -th term has to be considered. Starting with the expression from (12), one term in the derivative will come from the denominator. It computes the same way as in [14] to yield:

$$\frac{\gamma_i^{t''}(t)}{\langle \gamma_i^t(t), \gamma_i^t(t) \rangle_{\mathcal{G}} \Big|_{\mathcal{N}}} E(d_{\mathcal{G}}) \quad (18)$$

Please note that the second derivative of γ_i is considered only on its translation component, but the first derivative makes use of the complete expression. As before, the notation $\Big|_{\mathcal{N}}$ stands for the projection onto the normal component to the curve.

The second term comes from the variation of the numerator. Using the fact that the kernel is a product $K_t K_s K_o$ and that all individual terms have a unit integral on their respective components, the expression becomes very similar to the case of spatial density only and is:

$$\begin{aligned} & - \left(\int_{\mathcal{G}} K(x, \gamma_i(t)) \log d_{\mathcal{G}}(x) d\mu_{\mathcal{G}}(x) \right) \frac{\gamma_i^{t''}(t)}{\langle \gamma_i^t(t), \gamma_i^t(t) \rangle_{\mathcal{G}}^{1/2} \Big|_{\mathcal{N}}} \\ & + \int_{\mathbb{R}^d} e(t) K^{t'}(x^t, \gamma_i^t(t)) \log d_{\mathcal{G}}(x) \langle \gamma_i^t(t), \gamma_i^t(t) \rangle_{\mathcal{G}}^{1/2} dx^t \end{aligned} \quad (19)$$

with:

$$e(t) = \frac{\gamma_i^t(t) - x^t}{\|\gamma_i^t(t) - x^t\|} \Big|_{\mathcal{N}}.$$

VIII. IMPLEMENTATION

Two computational bottlenecks are associated with the implementation of the clustering algorithm. The first one is the computation of the curve system density and the second one is the entropy minimization, which relies on gradient iterations. These two aspects will be separately treated in the sequel. Please note that the algorithms introduced are mainly tailored for the application in air traffic and may not be adequate to problems with different state spaces.

A. Density evaluation

Assuming that the original trajectories are planar, the overall dimension of the Lie group \mathcal{G} is 4. The method requires the evaluation of the integral

$$E(d_{\mathcal{G}}) = - \int_{\mathcal{G}} d_{\mathcal{G}}(x) \log d_{\mathcal{G}}(x) d\mu_{\mathcal{G}}(x) \quad (21)$$

that has potentially a very high computational cost. However, as mentioned in section V, \mathcal{G} is a direct product, so that the Haar measure $\mu_{\mathcal{G}}$ splits into three terms: one that is the usual Lebesgue measure on \mathbb{R}^2 , the second one that is the Lebesgue measure on the unit circle and the last being of the form ds/s . Let a point x in \mathcal{G} be represented as (x_1, x_2, θ, s) with (x_1, x_2) the spatial component in \mathbb{R}^2 , θ be the angle giving the position on the unit circle (with the usual identification $2\pi = 0$) and s be the scale factor. The integral (21) becomes:

$$E(d_{\mathcal{G}}) = \quad (22)$$

$$- \int_{\mathbb{R}^2} \int_0^{2\pi} \int_{\mathbb{R}^+} d_{\mathcal{G}}(x_1, x_2, \theta, s) \quad (23)$$

$$\log d_{\mathcal{G}}(x_1, x_2, \theta, s) dx_1 dx_2 d\theta \frac{ds}{s} \quad (24)$$

In computer implementation, multi-dimensional integrals can be evaluated either using polynomial approximations on a discrete grid [21] or Monte-Carlo methods when the dimensionality of the problem induces an intractable computational cost. In the present case, where the integration has to be conveyed in four dimensions, grid based approaches can still be applied. Extension to trajectories with values in \mathbb{R}^3 will increase the dimension to 6 which mandates the use of stochastic approximations. In any case, it must be noted that a high accuracy in the result is not needed, so that randomized algorithms may be used without impairing the convergence of the subsequent gradient iteration.

The computation of the density itself is more constraining as its original definition involves for each point where its value is needed a summation of integrals over all trajectories which may quickly become prohibitive. In a previous work [14] where the density was two-dimensional, a grid based approach was selected, which allows a very simple discrete convolution formulation. Here, due to the higher dimensionality, a crude extension of the method seems to yield an unacceptable increase of both the computational cost and memory footprint. It turns out however that the problem is less complex than expected as a result of the product form of the kernel. Starting with the expression (12), the critical point in the evaluation of the density at a given point $x = (x_1, x_2, \theta, s)$ is the sum:

$$\sum_{i=1}^N \int_0^1 K(x, \gamma_i(t)) \langle \gamma'_i(t), \gamma'_i(t) \rangle_{\gamma_i(t)}^{1/2} dt. \quad (25)$$

Using any classical quadrature formula, the integral may be reduced to a finite sum, yielding a double sum:

$$\sum_{i=1}^N \sum_{j=1}^{M_i} w_{ij} K(x, \gamma_i(t_{ij})) \langle \gamma'_i(t_{ij}), \gamma'_i(t_{ij}) \rangle_{\gamma_i(t_{ij})}^{1/2} \quad (26)$$

where M_i is the number of sample points t_{ij} chosen on trajectory i and the w_{ij} are the quadrature weights. The expression (26) is fully general, but a simpler choice is made

in practice: the sampling points t_{ij} are selected to be evenly spaced and the weights all equal to 1. It is nothing but the rectangle quadrature formula, whose accuracy is sufficient for the application in mind. Switching to a higher order formula is straightforward. In (26), the evaluation of the kernel has the highest cost since the norm $\langle \gamma'_i(t_{ij}), \gamma'_i(t_{ij}) \rangle_{\gamma_i(t_{ij})}^{1/2}$ does not depend on x and can be computed once for all. To compute the density at a single point, the total number of kernel evaluations is $\sum_{i=1}^N M_i$, with typical values of $N = 100, M_i = 20$ for the analysis of a control sector to $N = 10000, M_i = 100$ in the case of a country sized airspace. While acceptable in the first case, a direct application of the formula is not efficient enough in the second.

Recalling that the kernel K is a product of three elementary kernels $K = K_t K_o K_s$, it is clear that K will vanish outside of the support of any of the three. As mentioned before, K_t is selected to be an Epanechnikov kernel which is compactly supported, so that K itself will vanish when the distance between the translation components of x and $\gamma_i(t_{ij})$ is large enough. The sum (26) will thus have almost all terms vanishing if the bandwidth of K_t is adequately selected. Finally, using the t superscript to denote the translation part of the points:

$$K_t(x^t, \gamma_i^t(t_{ij})) = \frac{2}{\pi} \mathbf{ep}(\|x^t - \gamma_i^t(t_{ij})\|)$$

with $\mathbf{ep}: x \in \mathbb{R}^+ \mapsto (1 - x^2)1_{[0,1]}(x)$.

The final step towards efficient evaluation of the density is to reduce the computation to points located on a evenly spaced grid. This procedure is known in the non-parametric statistics community as binning [22]. First of all, the domain of interest in the translation component is assume to be of the form $[a_1, b_1] \times [a_2, b_2]$, which fits almost all possible cases in a real world application. For the air traffic clustering problem, it is a box covering the investigated airspace. Letting L_1, L_2 be the respective number of grid points desired in each direction, an evenly spaced grid is constructed by taking as vertices the points:

$$x_{k,l}^t = \left(a_1 + \frac{k(b_1 - a_1)}{L_1 - 1}, a_2 + \frac{l(b_2 - a_2)}{L_2 - 1} \right)$$

with $k \in \{0, \dots, L_1 - 1\}, l \in \{0, \dots, L_2 - 1\}$ and $L_1 > 1, L_2 > 1$. Please note that the vertices $x_{k,l}$ define implicitly bins that are rectangular cells $[x_{k,l}, x_{k+1,l}] \times [x_{k,l}, x_{k,l+1}]$. The density will be evaluated at the vertices of the grid only, resulting in a final approximation made of $L_1 \times L_2$ discrete values. Furthermore, sample points $\gamma_i(t_{ij})$ will be considered equal to the grid vertex $x_{k,l}$ that is closest to it (the case of ties up to machine precision is unlikely to appear, but can be solved by either randomly drawing the vertex among those equally close or splitting the observation between ex-aequo vertices). Due to this approximation, the norm $\|x^t - \gamma_i^t(t_{ij})\|$ can only take a finite number of values, namely the distances between any pair of vertices and can thus be precomputed. Furthermore, since the kernel K_t is compactly supported, the number of non-zeros values is in practice much lower than the size of the grid.

Binning is used also for the rotation and scale components with respective kernels K_o and K_s . In both cases, the support of the kernel is identical to the domain of variation itself, so that cutting the computation cost using the previous trick is quite difficult. For the specific application to air traffic analysis, two remarks can be made:

- Within the frame of the current airspace organization, aircraft are bound to follow quite narrow paths. Even in the future, a complete free flight cannot be imagined unless humans are removed from the loop, which is not intended. As a consequence, one can assume a quite small bandwidth for the von-Mises kernel K_o .
- The main use of the rotation and scale components is to disambiguate between flows that are spatially closed, but with otherwise very different behaviors: opposite headings, different speed categories. In these cases, a fine representation of the rotation and scale components is not needed, as the observed values are expected to be well separated.

Gathering things together, a coarse grid was selected for binning the rotation and scale components. In the experiments conducted so far, a 10×10 was enough to ensure the desired behavior. Since the translation component is discretized on a 100×100 , the overall bins number is $1e6$, which is well within acceptable limits for memory footprint (around 10Mo with current implementation).

In the first of the complete density computation algorithm, the density grid is created as a block matrix \mathcal{M} of size $m_1 \times m_2$, where m_1, m_2 are the respective number of bins desired in each component and each block is of size $p \times q$, with p (resp. q) the number of bins in the rotation (resp. scale) component. The domain of variation for the translation component is a rectangle $[a_1, b_1] \times [a_2, b_2]$, the interval $[0, 2\pi]$ for the rotation and $[s_1, s_2]$ for the scale. An elementary cell in the grid where a given point (x_1, x_2, θ, s) lies can be determined using the following procedure:

- The block coordinates (i, j) is found from the couple (x_1, x_2) as:

$$i = (m_1 - 1) \frac{x_1 - a_1}{b_1 - a_1}, j = (m_2 - 1) \frac{x_2 - a_2}{b_2 - a_2}.$$

- Within the block $\mathcal{M}_{i,j}$, the respective rotation and scale indices (k, l) are obtained pretty much by the same way:

$$k = (p - 1) \frac{\theta}{2\pi}, l = (q - 1) \frac{s - s_1}{s_2 - s_1}.$$

Please note that all indices are zero-based, so that $\mathcal{M}_{0,0}$ is the first block in the matrix \mathcal{M} . Actual elements in \mathcal{M} are referred to using quadruples (i, j, p, q) , with the first two components designating the block and the remaining two locating the element in the block.

As mentioned above, a benefit of the binning procedure is the ability to pre-compute the kernel values, since the difference between any two grid points is known. As an example, for the translation component, the value for the kernel K_t can be stored as a $m_1 m_2 \times m_1 m_2$ matrix \mathcal{K}^t with entries $\mathcal{K}_{(i,j),(k,l)}^t = K_t(d_{(i,j),(k,l)})$ and:

$$d_{(i,j),(k,l)} = \sqrt{\left(\frac{k-i}{b_1-a_1}\right)^2 + \left(\frac{l-j}{b_2-a_2}\right)^2}.$$

The storage size is $m_1^2 \times m_2^2$ and seems prohibitive, but it turns out that most of the element values are redundant. It is assumed that the matrix \mathcal{K}^t is stored in a lexicographic order, that is couples (i, j) are stored in increasing i then increasing

j order. \mathcal{K}^t is clearly symmetric, and all the elements on the diagonal have the same value $K_t(0)$. Furthermore, since the distance $d_{(i,j),(k,l)}$ is based only on the differences $k-i$ and $l-j$, it is invariant if the same shift (p, q) is applied to both couples. It implies that the matrix \mathcal{K}^t has a block structure that is represented as:

$$\begin{pmatrix} A_0 & A_1 & \dots & \dots & A_{m_2} \\ A_1 & A_0 & \dots & \dots & A_{m_2-1} \\ \vdots & \vdots & \vdots & \vdots & \vdots \\ A_{m_2} & \dots & \dots & A_1 & A_0 \end{pmatrix}.$$

Each block A_i is symmetric and within a given block, all the diagonals are equal, thanks again to the integer shift invariance property. Therefore, the storage really required is just $m_1 \times m_2$ that is no more than the number of grid points. Please note that it is due entirely to the shift invariance property, that comes from the translation invariance of the distance: using more general kernels that do not exhibit invariance properties will require storing the full \mathcal{K}^t matrix: in practical implementations, it is thus highly desirable to stick to distance based kernels.

A further reduction of complexity comes from the fact that K_t is compactly supported: for distance greater than a given threshold, K_t will be identically 0. It means that only a subset of the blocks A_i will not vanish. Within the blocks themselves, when the bandwidth parameter is low enough, only a subset of the diagonals will be non zero. As a consequence, the real needed storage is only a fraction of the original one and is well below $m_1 \times m_2$. In practice, the most convenient way is to store data in a $u \times v$ matrix \mathbf{K}^t with entries:

$$\mathbf{K}_{ij}^t = K_t \left(\sqrt{\left(\frac{i}{b_1-a_1}\right)^2 + \left(\frac{j}{b_2-a_2}\right)^2} \right).$$

The size of \mathbf{K}^t is of course depending on the kernel bandwidth, but is generally in the order of one tenth to one fifth of the size of \mathcal{M} in each coordinates.

On the rotation and scale components, there is no particular vanishing property that can be used. Except when dealing with very small bandwidths, there is no interest in having less kernel values stored than possible distances. In the sequel, the corresponding vectors will be denoted as \mathbf{K}^o (resp. \mathbf{K}^s) with size p (resp. q).

The density computation can then be performed using the Algorithm 1. On completion, the block matrix \mathcal{M} contains as entries the density up to a scalar. Normalizing it so that all its elements sum to 1 yields the final density estimate. In practical implementations, the matrix \mathcal{M} will have all its elements stored contiguously.

B. Moving density computation to GPUs

There is an increasing interest in the numerical analysis community for GPU computation. These massively parallel processors, first intended to perform tasks related to 3D scenes display, have proved themselves very efficient in problems where it is possible to formulate the solution has a set of asynchronous and independent tasks. Due to the high number of processing units available, GPUs excel in many algorithms coming from the field of linear algebra, simulation, PDE solving. In the clustering application described here, GPU computing can leverage the efficiency of density computation

Algorithm 1 Density computation

```
1:  $\mathcal{M} \leftarrow 0$ 
2: for  $i = 0 \dots N - 1$  do
3:   for  $j = 0 \dots M_i - 1$  do
4:      $x \leftarrow \gamma_i^t(t_j)$ 
5:      $(k, l, m, n) \leftarrow$  coordinate of cell containing  $x$ 
6:     UPDATE(k,l,m,n)
7:   end for
8: end for
9: procedure UPDATE(k,l,m,n)
10:  for  $i = -u \dots u$  do
11:    if  $k + i \geq 0 | k + i < N$  then
12:      for  $j = -v \dots v$  do
13:        if  $l + j \geq 0 | l + j < M_i$  then
14:           $kt \leftarrow \mathbf{K}_{|i||j|}^t$ 
15:          UPDATEINNERBLOCK(kt, k+i, l+j, m, n)
16:        end if
17:      end for
18:    end if
19:  end for
20: end procedure
21: procedure UPDATEINNERBLOCK(kt, k, l, m, n)
22:  for  $i = 0 \dots p$  do
23:     $ir \leftarrow (m + i) \bmod p$ 
24:     $k\theta \leftarrow \mathbf{K}_{ir}^\theta$ 
25:    for  $j = 0 \dots q$  do
26:       $js \leftarrow n + j$ 
27:      if  $js < q$  then
28:         $ks \leftarrow \mathbf{K}_{js}^s$ 
29:         $\mathcal{M}_{k,l,ir,js} \leftarrow \mathcal{M}_{k,l,ir,js} + kt * k\theta * ks$ 
30:      end if
31:    end for
32:  end for
33: end procedure
```

that leads naturally to parallel processing. Some care must be taken however as simultaneous accesses to common memory locations may impair the overall performance.

First of all, one can note that computation within a \mathcal{M} block, that is updating the rotation and scale part of the density requires only the knowledge of the samples with translation coordinates falling within the corresponding grid cell and is independent of the computation made on another block. This gives access to the first level of parallelism. On most GPU architectures, the computation may be organized in thread blocks. It is the case within the CUDA programming model of NVIDIA, and a thread block size of 16×16 was selected. The size of the kernel grids in rotation and scale components were chosen accordingly. To maximize the performance, the corresponding block in the matrix \mathcal{M} is first copied to local memory (designed as "shared memory" in CUDA), then all computation are performed on it within the given thread block. At the end of the updating phase, the local memory is transferred back to the global one. The storage needed for the local block is 256 times the size of a float, which yields a total of 1Ko, well below the 48Ko limit of the CUDA architecture.

At the beginning of the density computation, a global memory block representing the whole of matrix \mathcal{M} is allocated on the device and set to 0. One thread block (256 threads) is

dedicated to a single block in \mathcal{M} , for a total of $m_1 \times m_2 \times 256$ threads. Depending on the hardware and the choice made on m_1, m_2 , this value can exceed the maximum number of threads allowed on a particular GPU. In such a case, the update is performed on submatrices of the original matrix \mathcal{M} . With the typical values given previously, the maximal number of threads of the GTX980 used for the development is not reached.

Using the GPU to affect the sample points $\gamma_i(t_{ij})$ to the right block in \mathcal{M} will not improve the performance. A better choice is to use the CPU to perform the task, then to send the processed array of samples to the GPU device.

A second level of parallelism will be to consider updates of submatrices of blocks in \mathcal{M} instead of single blocks. The expected gain is small, except when more than one GPU are present in the system. The implementation details are not given here, trying to improve the overall algorithm being still a work in progress.

C. Implementing the gradient descent algorithm

Once the density grid \mathcal{M} has been computed, the implementation of the gradient move is quite straightforward and requires only the ability to estimate the first and second derivative on each trajectory. A very classical finite differences scheme gives a sufficient accuracy to obtain convergence on most situations. It takes the form of the product of a matrix D_i with the $N_i \times 4$ matrix of samples $(\gamma_i(t_{i1}), \dots, \gamma_i(t_{iN_i}))$ to yield the matrix of derivative estimates $(\gamma_i'(t_{i1}), \dots, \gamma_i'(t_{iN_i}))$. Please note that the coordinates are put in columns, while the samples are in row. Iterating the product with D_i will give rise to the second derivative. Generally speaking, D_i is obtained from the Lagrange interpolation polynomial and can be constructed using the algorithm 2 (in the sequel d is the degree of the interpolating polynomial):

As mentioned before, integrals are computed using a quadrature formula, that was chosen to the simplest one, with all weights equal.

IX. RESULTS

Only partial results are available for the moment and several traffic situations are still to be considered. On simple synthetic examples, the algorithm works as expected, avoiding going too close to trajectories with opposite directions as indicated on Figure 3. Note that using the Lie approach properly separates the two left flight paths that have similar shape but opposite directions. In a more realistic setting, the arrivals and departures at Toulouse Blagnac airport were analyzed. The algorithm performs well as indicated on Figure 4. Four clusters are identified, with mean lines represented through a spline smoothing between landmarks. It is quite remarkable that all density based algorithms were unable to separate the two clusters located at the right side of the picture, while the present one clearly show a standard approach procedure and a short departure one. An important issue still to be addressed with the extended algorithm is the increase in computation time that reaches 20 times compared to the approach using only spatial density entropy. In the current implementation, the time needed to cluster the traffic presented in Figure 3 is in the order of 0.01s on a XEON 3Ghz machine and with a pure java implementation. For the case of Figure 4, 5 minutes are needed on the same machine for dealing with the set of 1784 trajectories.

Algorithm 2 Computation of the derivation matrix D_i

```
1:  $D_i \leftarrow 0$ 
2: for  $k = 0 \dots N_i$  do
3:    $offset = \text{GETOFFSET}(k)$ 
4:   for  $j = 0 \dots N_1$  do
5:      $D_i[k, j + offset] = \text{LAGRANGE}(j, k, offset)$ 
6:   end for
7: end for
8: function  $\text{GETOFFSET}(i)$ 
9:   if  $i < d/2$  then
10:     $o \leftarrow 0$ 
11:   else if  $i > N_i - d/2 - 1$  then
12:     $o \leftarrow N_i - d$ 
13:   else
14:     $o \leftarrow i - d/2$ 
15:   end if
16:   return  $o$ 
17: end function
18: function  $\text{LAGRANGE}(k, j, offset)$ 
19:    $w \leftarrow 1.0$ 
20:   for  $a = 0 \dots d$  do
21:     if  $a \neq k$  then
22:        $w \leftarrow w * (t_{i, k + offset} - t_{i, a + offset})$ 
23:     end if
24:   end for
25:    $s \leftarrow 0.0$ 
26:   for  $a = 0 \dots d$  do
27:     if  $a \neq k$  then
28:        $p \leftarrow 1.0$ 
29:       for  $b = 0 \dots d$  do
30:         if  $b \neq k \wedge b \neq a$  then
31:            $p \leftarrow p * (t_{i, j} - t_{i, b + offset})$ 
32:         end if
33:       end for
34:        $s \leftarrow s + p$ 
35:     end if
36:   end for
37:   return  $s/w$ 
38: end function
```

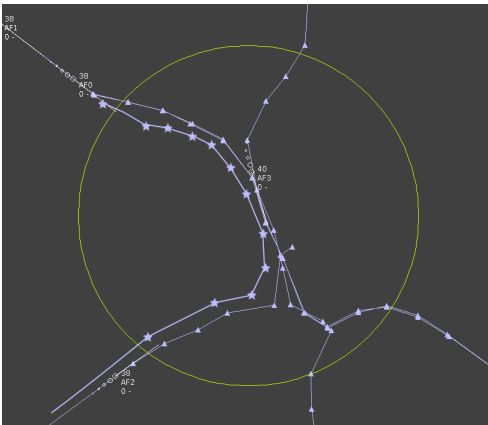


Figure 3. Clustering using the Lie approach.

X. CONCLUSION AND FUTURE WORK

The entropy associated with a system of curves has proved itself efficient in unsupervised clustering application where

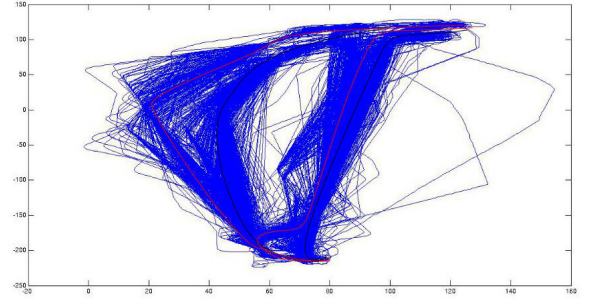


Figure 4. Bundling trajectories at Toulouse airport.

shape constraints must be taken into account. For using it in aircraft route design, heading and velocity information must be added to the state vector, inducing an extra level of complexity. In our algorithm, we cannot enforce the regulatory separation norms, just construct clusters with low interactions. Please note that we can consider the current algorithm as a preprocessing phase. In a second step, we could imagine running an algorithm based on, for instance, optimal control in order to keep in line with the minimum separation norms. The present work relies on a Lie group modeling as an unifying approach to state representation. It has successfully extended the notion of curve system entropy to this setting, allowing the heading/velocity to be added in an intrinsic way. The method seems promising, as indicated by the results obtained on simple synthetic situations, but extra work needs to be dedicated to algorithmic efficiency in order to deal with the operational traffic datasets, in the order of tens of thousand of trajectories.

Moreover, the choice of the kernel bandwidth parameters should be explored in the next step of this work. Indeed, as it is noted in [15], kernel bandwidth values will influence the effect of the minimization entropy procedure on the curve straightening: straightening is preeminent for low values, while gathering dominates at high bandwidths. An automatic procedure in the choice of bandwidth parameter is then desirable and an adaptive bandwidth procedure may be of some interest.

Generally speaking, introducing a Lie group approach to data description paves the way to new algorithms dedicated to data with a high level of internal structuring. Studies are initiated to address several issues in high dimensional data analysis using this framework.

REFERENCES

- [1] M. Enriquez, "Identifying temporally persistent flows in the terminal airspace via spectral clustering," in ATM Seminar 10, FAA-Eurocontrol, Ed., 06 2013.
- [2] M. El Mahrsi and F. Rossi, "Graph-based approaches to clustering network-constrained trajectory data," in New Frontiers in Mining Complex Patterns, ser. Lecture Notes in Computer Science, A. Aplice, M. Ceci, C. Loglisci, G. Manco, E. Masciari, and Z. Ras, Eds. Springer Berlin Heidelberg, 2013, vol. 7765, pp. 124–137.
- [3] J. Kim and H. S. Mahmassani, "Spatial and temporal characterization of travel patterns in a traffic network using vehicle trajectories," Transportation Research Procedia, vol. 9, 2015, pp. 164 – 184, papers selected for Poster Sessions at The 21st International Symposium on Transportation and Traffic Theory Kobe, Japan, 5-7 August, 2015.
- [4] M. Ester, H. Peter Kriegel, J. Sander, and X. Xu, "A density-based algorithm for discovering clusters in large spatial databases with noise." AAAI Press, 1996, pp. 226–231.

- [5] N. Ferreira, J. T. Klosowski, C. E. Scheidegger, and C. T. Silva, "Vector field k-means: Clustering trajectories by fitting multiple vector fields," in *Computer Graphics Forum*, vol. 32, no. 3pt2. Blackwell Publishing Ltd, 2013, pp. 201–210.
- [6] T. W. Liao, "Clustering of time series data - a survey," *Pattern Recognition*, vol. 38, 2005, pp. 1857–1874.
- [7] S. Rani and G. Sikka, "Recent techniques of clustering of time series data: A survey," *International Journal of Computer Applications*, vol. 52, no. 15, August 2012, pp. 1–9, full text available.
- [8] F. Ferraty and P. Vieu, *Nonparametric Functional Data Analysis: Theory and Practice*, ser. Springer Series in Statistics. Springer, 2006.
- [9] J. Ramsay and B. Silverman, *Functional Data Analysis*, ser. Springer Series in Statistics. Springer New York, 2006.
- [10] W. Meesrikamolkul, V. Niennattrakul, and C. Ratanamahatana, "Shape-based clustering for time series data," in *Advances in Knowledge Discovery and Data Mining*, ser. Lecture Notes in Computer Science, P.-N. Tan, S. Chawla, C. Ho, and J. Bailey, Eds. Springer Berlin Heidelberg, 2012, vol. 7301, pp. 530–541.
- [11] A. Delaigle and P. Hall, "Defining probability density for a distribution of random functions," *The Annals of Statistics*, vol. 38, no. 2, 2010, pp. 1171–1193.
- [12] C. Bouveyron and J. Jacques, "Model-based clustering of time series in group-specific functional subspaces," *Advances in Data Analysis and Classification*, vol. 5, no. 4, 2011, pp. 281–300.
- [13] S. Puechmorel, "Geometry of curves with application to aircraft trajectory analysis," *Annales de la faculté des sciences de Toulouse*, vol. 24, no. 3, 07 2015, pp. 483–504.
- [14] S. Puechmorel and F. Nicol, "Entropy minimizing curves with application to automated flight path design," *Second International Conference, GSI 2015, Palaiseau, France, October 28-30, 2015, Proceedings, 2015*.
- [15] —, "Entropy minimizing curves with application to flight path design and clustering," *Entropy*, vol. 18, no. 9, 2016, p. 337. [Online]. Available: <http://www.mdpi.com/1099-4300/18/9/337>
- [16] D. Scott, *Multivariate Density Estimation: Theory, Practice, and Visualization*, ser. A Wiley-interscience publication. Wiley, 1992.
- [17] K. Mardia and P. Jupp, *Directional Statistics*, ser. Wiley Series in Probability and Statistics. Wiley, 2009.
- [18] K. V. Mardia, "Statistics of directional data," *Journal of the Royal Statistical Society. Series B (Methodological)*, vol. 37, no. 3, 1975, pp. 349–393.
- [19] E. García-Portugués, R. M. Crujeiras, and W. González-Manteiga, "Kernel density estimation for directional-linear data," *Journal of Multivariate Analysis*, vol. 121, 2013, pp. 152–175.
- [20] P. E. Jupp and K. V. Mardia, "Maximum likelihood estimators for the matrix von mises-fisher and bingham distributions," *Ann. Statist.*, vol. 7, no. 3, 05 1979, pp. 599–606.
- [21] G. Dahlquist and Å. Björck, *Numerical Methods in Scientific Computing: Volume 1*, ser. SIAM e-books. Society for Industrial and Applied Mathematics, 2008. [Online]. Available: <https://books.google.fr/books?id=qy83gXoRps8C>
- [22] M. P. Wand, "Fast computation of multivariate kernel estimators," *Journal of Computational and Graphical Statistics*, vol. 3, no. 4, 1994, pp. 433–445.